

APPROVED AT THE MEETING OF THE JURY PANEL

20/01/2025

OMC Ukraine PRESIDENT

O.V. TOLUBKO

OMC Ukraine VICE PRESIDENT FOR NAIL AESTHETICS

V.S. KYSIL

Online OMC Ukraine (SPU) Nail Aesthetics Championship

Goals of the Championship

The Championship is held to raise the professional status and prestige of the Nail Artist profession, create conditions for the development of talented specialists, establish an independent platform for public demonstration of skills by experts, and improve the qualifications of specialists, trainers, and judges.

CONDITIONS OF PARTICIPATION IN THE ONLINE CHAMPIONSHIP

REGISTRATION

- Step 1: apply for participation in the Championship and select categories (pre-registration).
- Step 2: pay the fee for participation in the Championship, assign registration numbers for each selected category, receive a secret code for the final registration from the manager.
- Step 3: submit photos of the works through the registration form on the website (final registration).

Rules of participation in nail aesthetics (ONLINE)

1. To participate in the Championship, before the start of the competition, the Participant chooses a competition nomination and category (according to the length of service).
2. The Participant shall complete the application and registration process on the SPU website <https://www.spu-ua.com/ua/pages/16> and pay the registration fee (participation fee).
3. After registering, the contestant (at a convenient time) performs the contest work in accordance with **the Rules** and Criteria of the selected category
4. The completion works shall be completed and sent to the organiser in compliance with the Rules for Categories and the General Rules of the Ukrainian SPU Championship and technical requirements for the completion work.
5. **FINAL REGISTRATION** (the SPU manager will send the code to Viber/Telegram after the Participant has paid the participation fee)

!!! SUBMISSION OF THE COMPLETION WORKS:

If the Participant takes part in several categories where only a photo of the work is required, he/she only needs to enter his/her personal data once in the registration form, select all the categories in which he/she participates and upload a photo for each of them.

!Please note that photos of the competition work on the hands of the models shall be made according to the sample provided for a specific category.

THE FINISHED CONTENT (photos of the works) shall be uploaded in the online registration form, along with all the personal data of the Participant, on the SPU website (the code will be sent by the SPU manager after payment of the registration fees).

THE FINISHED CONTENT (video presentations) shall be uploaded to YouTube and the link shall be sent to the FINAL registration form (the bottom line of the final registration, after uploading all the photos of the works).

The PHOTO work cannot be previously published on social media and cannot be used in alternative championships. For violation of the requirements for works, the Participant will be disqualified without a refund of participation fees.

!We would like to remind you that a video presentation of 30 seconds is required only for the category:

- Combined manicure,

The video presentation shall not exceed 30 seconds and 50 MB!

REQUIREMENTS FOR PHOTOS.

- Photo size shall be 2-4 MB.
- Background shall be only **white or black** (except for presentation photo, insta-photo)
- Photos of the competition work on the hands of models shall be made according to the provided sample for a specific category. Samples/mockups with examples of works for each category – see below in the conditions for each category.
- Photos of the finished competition work shall be taken against a contrasting white or black background, in good light, with the main camera of the phone (with the maximum resolution) or with a professional camera.
- The photos of the finished competition work shall demonstrate the best possible result.

DO NOT: use effects to enhance your photos, or edit/photoshop your photos.

VIDEO PRESENTATION REQUIREMENTS: the length of the video shall not exceed 30 seconds and 50MB. Direction of camera focus and overview of the work according to the requirements specified in the categories.

IT IS PROHIBITED: to cut/splice videos, add logos, titles, apply filters that change the perception of the real picture.

We recommend a video format filmed on a smartphone with Full HD resolution for better perception.

!Attention!!!! All photos and videos of the competition works sent to the Championship shall not have been previously published on the website or in social media.

The publication of photos of the competition works that take part in the Ukrainian Nail Aesthetics Championship **IS POSSIBLE ONLY AFTER THE WINNERS ARE AWARDED.**

Violation of the requirements for the publication of photo works may result in disqualification of the Participant without a refund of the entry fee.

A Participant can submit 1 work for each of the selected categories.

RULES OF PARTICIPATION IN THE 2025 SPU NAIL AESTHETICS ONLINE CHAMPIONSHIPS.

All competition categories are held according to the rules and criteria developed by the Experts of Nail Aesthetics of Ukraine. The judging panel of the Championship consists of honorary international and national judges, as well as trainee judges and statisticians (observers) representing various nail companies.

The contestant can be an artist of manicure, nail modelling or design, working only with professional materials, as well as a student who has submitted an application and paid for participation. Participation in the Ukrainian Nail Aesthetics Championship and its qualifying rounds is a fight for the main prize - the title of the UKRAINIAN CHAMPION.

PARTICIPANT CATEGORIES

1. The **Students** category includes students and nail artists who have been working in the nail industry for up to 1 year.
2. The **Juniors** category includes artists with 1 to 3 years of experience. When registering, please present a diploma of completion of the basic course. Those artists who cannot present a diploma of their education are classified as Specialists (Artists) and participate on equal terms with other Participants.
3. The **Masters** category includes artists with 3 years of experience. Winners of the Ukrainian Championship in the Juniors category and Grand Prix winners in the Juniors and Students category
4. The **Pro (Professional)** category includes winners of the Ukrainian Specialists (Artists) Championship, Grand Prix winners in the Specialists (Artists) category, statisticians, trademark owners, teachers and school owners, as well as trainers.
5. Specialists whose requirements correspond to a higher category, but who have applied for participation in a lower category, will be disqualified, and the results of the competition will be reviewed.
6. A Participant who becomes a prize winner of the Ukrainian Championship in their category automatically moves to a higher category within this category, regardless of their length of service.
7. Team registration takes place when the number of participants is 2 or more, or 10 categories or more in the competition field.
8. Competition organisers shall not be allowed to combine categories.

MAIN REQUIREMENTS AND CRITERIA FOR PARTICIPATION IN THE COMPETITION

- Hands of the model shall be free of injuries, skin diseases (herpes, warts, etc.). Nail plate of the model shall be clean and healthy. The presence of cuts and injuries shall be recorded by the observers in the Nail Check before the start of the competition.
- Models with signs of infectious skin diseases (warts, fungal diseases, scabies, herpes, etc.) shall not be allowed to participate in the competition.
- No jewellery shall be allowed on the model's hands, except for presentation photos.
- Designs outside the nail plate shall not be evaluated. Except for the 3D design category.
- Never use military, religious, or cult symbols in artistic categories for nail design.
- It is prohibited to sign the boxes and put any marks on the surface or inside it, in case of absentee participation of the artist. Only the organiser shall be entitled to mark the box with the design with a serial number after the draw.
- The competition work shall be **uploaded/sent by email** one week before the Championship.
- It is prohibited to exhibit a competition work that has already taken part in various Ukrainian nail aesthetics competitions in absentia.
- If there are less than 5 participants in a category, the organiser shall reserve the right to combine categories. In consultation with the chief judge, the judges shall evaluate the competition works according to the OMC standards.
- **A Participant can submit 1 work for each of the selected categories.**

PENALTY POINTS

In the categories where the contestant works on a model, in case of injury to the model, in the process of performing the competition task, in the cuticle area, in case of dust, oil, cream residues, when filing natural nails, etc., penalty points shall be assigned by each of the judges. The maximum number of penalty points shall be 20.

If the competition work is not on topic and not in accordance with the rules, penalty points will be assigned by each of the judges.

THE PARTICIPANT may be disqualified IN THE FOLLOWING CASES:

- Incorrect behaviour of the participant and the model.
- Failure to comply with sterility and sanitary standards.
- Use of prohibited materials or tools (as defined in these requirements)
- The artist does not comply with the category.

AWARDING OF THE PARTICIPANTS

The winners of the categories shall be awarded with a prize diploma and medals. Nominations divided into categories have 3 prizes.

FOR THE SPU CHAMPIONSHIPS:

The GRAND PRIX is awarded for the **Masters + Pro (Professional)** categories and the Golden Start Cup is awarded for the **Students + Juniors** categories. The contestant shall take part in at least **5 categories**, of which the following are mandatory: **1 technical** manicure category, **1 category with the use of gel polishes**, **1 technical category for nail modelling**, **1 from artistic** and creative categories. The Grand Prix is awarded with the Winner's Cup.

The Participant who has fulfilled all the conditions for participation in the GRAND PRIX and scored the most points for the prize-winning places in the categories specified in the GRAND PRIX conditions becomes the absolute winner and owner of the GRAND PRIX Cup.

The title of THE BEST TEAM is awarded to the team that has scored the most points for the prize-winning places. 1st place - 3 points, 2nd place - 2 points, 3rd place - 1 point.

THE BEST TRAINER. The title of the Best Trainer is awarded for the performance of the participants trained by the trainer based on the calculation of the **trainer's performance efficiency ratio**. To determine this coefficient, the total number of points earned by the trainer's participants for prize-winning places is divided by the total number of categories in which his/her participants took part.

If a trainer has at least two participants who have taken part in at least 12 categories, he or she will automatically participate in the competition for the Best Trainer title.

TECHNICAL TYPES OF MANICURE:

- **COMBINED MANICURE.** Students, Juniors, Masters, Pro (Professional)

CATEGORIES USING GEL POLISHES:

- **Salon manicure and design OMC.** No division into levels

TECHNICAL MODELLING OF NAILS:

- **Nail modeling "Modern almond" Creative French** Juniors, Masters, Pro (Professional)
- **Nail modeling "Salon almond Glass French.** Students, Juniors, Masters and Pro (Professional)

ARTISTIC AND CREATIVE CATEGORIES:

Nail painting in the box(OMC). Theme: Historical eras of the world: Students, Juniors, Masters and Pro (Professional).

- **Object decoration. Theme: Vintage.** Students + Juniors, Masters+ Pro (Professional).
- **Poster.** Instaposter “long nails”. No division into levels.
- **Poster.** Instaposter “short nails”. No dividing into levels.
- **Fantasy modelling on a mannequin hand(OMC). The topic is free.** No division into levels.

TECHNICAL TYPES OF MANICURE:

1. COMBINED MANICURE.

Students, Juniors, Masters, Pro (Professional)

The task: The task is to perform a professional beauty studio manicure on one hand of the model. The model for the combined manicure shall have natural nails without artificial materials. The model is allowed without gender differences (of any sex).

The task uses a combination of 2 techniques: the use of a milling machine + a classic cut manicure. Each Participant shall have their own model with natural unpolished nails. The skin around the nails shall be in a ‘neglected’ state so that the difference between treated and untreated hands is obvious. The work shall be done using advanced technologies with professional products used in beauty studios. Observers mark the features of the models’ hands in the Nail Check.

It is allowed to make minor shape correction with modelling material to achieve a natural, more defined shape.

The use of cream and oil is **prohibited**.

No.	Criteria	Description	Points
1	Overall impression	The manicure shall be clean and have an elegant, natural look without redness. Damage caused during the manicure will be taken into account when scoring.	30
2	Length	The length of the free edge of the nail shall not exceed 5 mm and shall be uniform. The length shall be in harmony with the shape of the nail plate.	5
3	Technique (treatment of the skin around the nails), cuticle area	The technicality of the work performed is assessed. The skin around the nails shall be free of cuts, cracks, burrs, and most importantly, smooth, thin, and without traces of a manicure tool. Treatment of the cuticle area. The back wall (proximal) shall be smooth and free of tool marks.	5

		Processing of the lateral wall, sinuses on the right side.	5
		Processing of the lateral wall, sinuses on the left side	5
4	Shape	The shape of the nails can be arbitrary, but the same	5
5	Penalty points	In case of injuries to models, during the competition work, in the cuticle area, filing natural nails, dust and dirt under the free edge of the nail, etc.	20

The maximum points shall be 55.

For this category, you need to take (6 photos in total) + a 30-second video.

1. Photo BEFORE manicure (1 photo)
2. 5 fingers, top view
3. Photos after manicure (5 photos)
4. Thumb: top view focusing on the proximal fold
5. 4 fingers: top view (shape, length)
6. 4 fingers: top view, focus in the proximal folds
7. 4 fingers: view from the left side
8. Presentation photo of the competition work (good insta-photo)



CATEGORIES USING GEL POLISHES:

Salon manicure and design (OMC)

No division into levels

Task: You need to perform a professional beauty studio manicure with a commercial nail design. The manicure can be done in any technique. The shape and length of the nails is any.

Application of gel polish: Coloured polish shall be applied as close to the cuticle area as possible. It shall have an even, clear border with the natural nail. All colours are allowed. The same colour gel polish shall be used on all nails.

Nail decorations: nail embellishments may be used.

Participants can choose any shape, but it shall be the same on all 10 fingers. Beauty studio manicure and design shall be performed using the latest advanced technologies and professional products used in beauty studios.

It is prohibited to:

- Process photos using photoshop and other photo editors in the cuticle, walls, and nails;
- Make 3D design;
- Use templates, stencils, stickers to create a design;
- Nail extension (they shall be without extension)


To participate in this category, you need to take a photo of the competition work: **2 photos:**

- 1 - Top view: 2 hands, 10 fingers in the frame,
- 2 - Top view of one hand (5 fingers).

Evaluation according to the OMC system:

Points	Place
30	1
29	2
28	3
27-25	without awarding a prize





TECHNICAL MODELLING OF NAILS (ONLINE):

Nail modeling “Modern almond” Creative French

This category is divided into levels: Juniors, Masters and Pro (Professional)

Task: The Participant shall model the modern almond-shaped nails in the style of decorative French manicure, on one hand of the model (hand of the artist’s choice), with any, unlimited length of nails, but the same on all nails in general, and a certain proportional ratio of the nail bed to the free edge. The nail bed is 40%; the free edge of the nail is 60% of the entire length of the modelled nail. With the use of modern professional materials of any kind for nail modelling.

The work is performed on the upper and lower molds, which can be prepared in advance, but not set up. To achieve the perfect nail appearance, the contestant can lengthen the nail bed using camouflage material of any colour and saturation.

The work with 3D designs and ‘double smiles’ is more highly appreciated.

The free edge of the nail can be modelled in any technique of modelling a decorative French manicure with an internal design, as well as in a monochrome, any colour of the modelling material (if the design layout and composition require it, in relation to the design of the nail bed).

Internal designs in 3D are more highly valued.

It is allowed to model a classic nail bed (natural shades), a coloured nail bed (any shade), and a decorative nail bed, using any technique of creating an internal design, of any level of complexity. The design can be performed on any number of nails, according to the compositional idea of the nail technician. It is allowed to use any decoration, coloured acrylic, gel, polygel, gel dye, gel paste with different effects.

It is prohibited to use gel tips, free-edge tips, acrylic and watercolour dyes, and bas-relief.

No.	Criteria	Description
1	Overall impression	The professionalism, cleanliness, and accuracy of nail modelling are assessed: shine, shape clarity, and 'smile' line! Overall impression of hands and nails.
2	Shape (top view)	The shape of the nail shall look like an elongated almond. The free edge shall be symmetrically narrowed from the hyponychium line to the centre line (top view). The sides of the nails shall be symmetrically narrowed relative to the midline of the nail (top view).
3	Length	The length of the free edge shall be the same on the 3 central nails, more than 1 mm on the thumb, less than 1 mm on the little finger. The length of the free edge shall be 60% of the total length of the modelled nail.
		The length of the modelled nail bed shall be modelled according to the rules of the ratio among 5 nails (measuring the length in the centre of the nail). The length of the nail bed shall be 40% of the total length of the modelled nail.
4	Longitudinal arch nail	The longitudinal arch of the nail shall be the same on all nails. The nails shall be smooth, free of dents or bumps. The highest point of curvature, the apex, shall be 1/3 of the modelled nail bed and have the same height.
5	Sides	The sides of the extended nail and the side lines of the natural nail shall be an even straight line parallel to the lateral axis of the finger, TO THE RIGHT.
		The sides of the extended nail and the side lines of the natural nail shall be a straight line parallel to the lateral axis of the finger, TO THE LEFT.
		The sides of the free edge of the nail shall be parallel to each other and parallel to the upper contour of the free edge of the nail (side view).
6	Shape (side view)	The bevel angle is from 30 to 45 degrees. On all five nails at the same time
7	Transverse nail arch	<p>The transverse arch of the nail (front view) shall be uniform, symmetrical and have the same V-bend on all nails 50% of the full oval.</p> <p>The correspondence of the external and internal curves, the concave-convex shall be parallel. The thickness of the nails in the stress zone shall not exceed 1.5 mm.</p> <p>The convex shall change its curvature smoothly from the cuticle to the free edge without pits, humps or bumps. The highest point shall be in the centre of the transverse arch.</p>
8	End of the nail, hairline	The thickness of the free edge of the nail (end) shall be uniformly thin, the same on all nails.

9	Technique, material control	The absence of detachments of air bubbles and 'marble' in the material is assessed. The cuticle area shall have a smooth 'exit' of the artificial coating. There shall be no transition from the natural nail to the artificial coating.
10	'Smile' line	The 'smile' line shall be clear. The 'smile' line shall be symmetrical on all nails. It shall not be a straight line. The smile line shall have the same shape and depth. A deep smile line is more appreciated, but not deeper than ½ the length of the nail bed.
11	Originality of the idea	The work shall reflect the artist's own style. It shall not copy existing and well-known works
12	Quality of workmanship, cleanliness and accuracy of design	The design shall be readable and have a clean look. The quality of drawing of small design elements, their accuracy, detail, as well as the cleanliness and quality of their execution, colour scheme are assessed.
13	Penalty points	In case of injuries to models, in the process of modelling, in the cuticle area, filing natural nails, in case of any scars, scratches, haematomas, burns, birthmarks, etc. on the hands of the model, which can serve as a special sign. In case of dust and dirt, traces of glue, varnish and other materials on the hands of the model.

Evaluation according to the OMC system:

Points	Place
30	1
29	2
28	3
27-25	without awarding a prize


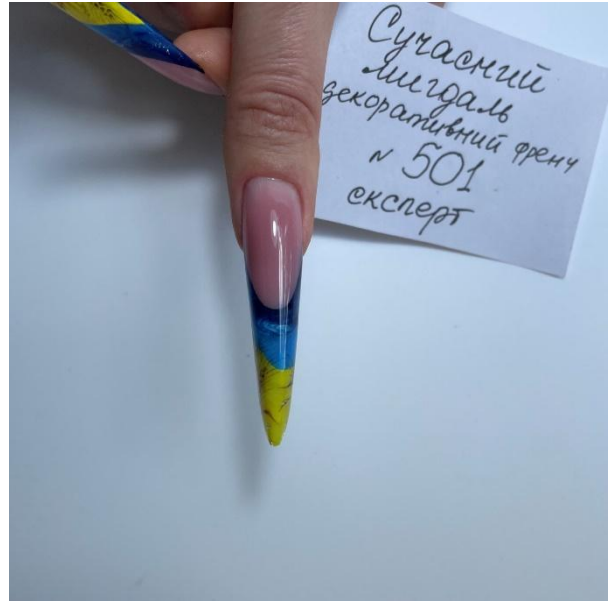
To participate in this category, you need to take a photo of the competition work (9 photos in total)

1. 4 fingers – top view
2. 4 fingers – view from the left side
3. 4 fingers – view from the right side
4. 4 fingers – photo from the end, focus on the transverse arch
5. 4 fingers – photo from the end, focus on the end of the hairline
6. Thumb – top view
7. Thumb – view from the right side
8. 5 fingers – view from the inside (photo of nails from the palm side)

9. Presentation photo of the competition work (good Insta-photo)



<Переклад з української мови на англійську мову
Translation from Ukrainian into English>





Insta-photos

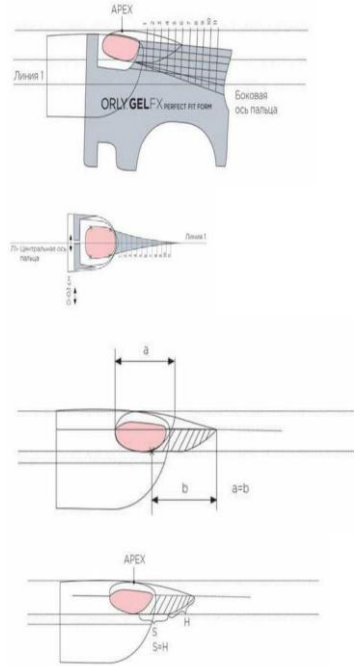
Nail modeling “Salon almond Glass French”

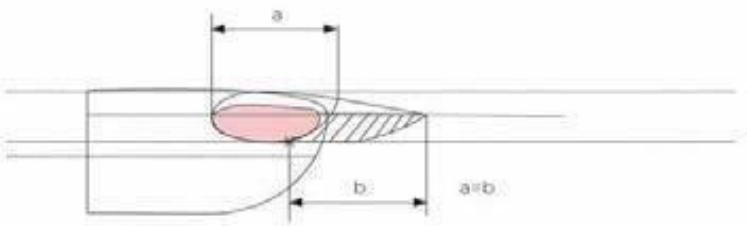
This category is divided into 4 levels: Students, Juniors, Masters and Pro (Professional).

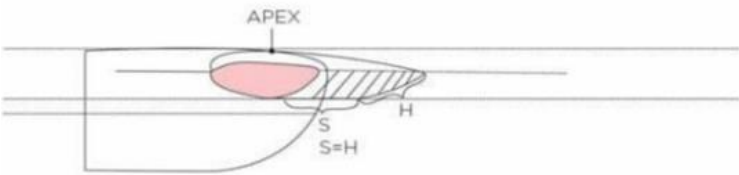
Task: The Participant on one hand of the model (of his/her choice) shall perform the modelling of the Beauty Studio Almond-Shaped nails, in which the free edge is transparent with a perfect ‘smile’ line, and the nail bed can be covered with coloured gel polish or modelled with coloured material. It is possible to apply any decoration or drawing on the free transparent edge, but not more than 20%. Any technique is allowed when performing the work. The work is performed on the molds.

It is allowed to use oils and creams, but there shall be no visible residues of oil or cream after the work is finished.

It is prohibited to use tips



No.	Criteria	Description
1	Overall impression	Professionalism, cleanliness, accuracy of nail modelling, shine, shape and 'smile' line are assessed.
2	Shape (top view)	The shape of the nail shall be almond-shaped. The free edge shall be evenly tapered from the hyponychium line to the centre line.
3	Length	<p>The length of the modelled free edge of the nail shall correspond to the length of the extended nail bed (measuring the length in the centre of the nail bed, and the free edge from the left or right sinus to the end of the free edge $A = B$)</p> 
4	Longitudinal nail arch	The longitudinal arch of the nail shall be the same on all nails. The nails shall be smooth, without dents or bumps. The highest point of curvature, the apex, may be between 1/2 of the nail bed and 1/2 of the modelled nail, but it shall be the same on all nails and have the same height.

5	Sides	<p>The sides of the modelled free edge shall smoothly converge to line 1. The sides shall be parallel between themselves. $S = H$</p> 
6	Transverse nail arch	<p>The transverse arch of the nail (front view) shall be uniformly symmetrical and have the same curve on all nails at 30% of the full circle. The correspondence of the outer and inner curve, concave - convex, shall be parallel. The convex shall change its curvature from the cuticle to the free edge without pits, humps, or bumps. The highest point shall be in the centre of the transverse arch.</p>
7	Free edge nail	<p>The thickness of the free edge (end of the nail) shall be uniform, the same on all nails. The free edge of the nail shall appear uniformly thin. The thickness of the nail end shall correspond to the generally accepted concept of 'beauty studio nails', namely up to 1 mm.</p>
8	Technique. Control of materials.	<p>Lengthening the nail bed using coloured gel polishes that are applied immediately after the 'smile' line. The cuticle area shall have a smooth 'exit' of the artificial coating.</p>
		<p>The free edge of the modelled nail shall be transparent, and there shall be no bubbles. Design in a transparent French manicure is allowed up to 20%.</p>
9	'Smile' line	<p>The 'smile' line shall be clear.</p> <p>The 'smile' line shall be symmetrical on all nails. It shall not be a straight line.</p> <p>The 'smile' line shall have the same shape and depth. A deep 'smile' line is more appreciated, but not deeper than 1/2 the length of the nail bed.</p>
10	Originality of the idea	<p>The work shall reflect the artist's own style. It shall not copy existing and well-known works.</p>
11	Penalty points	<p>In case of injuries to models, in the process of modelling, in the cuticle area, remnants of dust, dirt, traces of glue, varnish and other materials on the hands, cutting natural nails, if the model has any scars, scratches, bruises, burns, birthmarks, etc. on the hands, which can serve as a special sign.</p>

Evaluation according to the OMC system:

Points	Place
30	1
29	2
28	3

27-25	without awarding a prize
-------	--------------------------

To participate in this category, you need to take a photo of the competition work (8 photos in total)

1. 4 fingers - top view
2. 4 fingers - view from the left side
3. 4 fingers - view from the right side
4. 4 fingers – photo from the end, focus on the transverse arch
5. Thumb - top view
6. Thumb - view from the right side
7. 5 fingers - view from the inside (photo of nails from the palm side)
8. Presentation photo of the competition work (good Insta-photo)



ARTISTIC AND CREATIVE CATEGORIES:

Nail painting in the box(OMC). Theme: Historical eras of the world

This category is divided into levels: Students, Juniors, Masters and Pro (Professional).

The design is made on tips.

Tasks and conditions: The contestant shall create a design on 10 tips using any nail painting techniques. The shape and length of the tips is arbitrary. Tips can be purchased or made.

Acrylic, watercolour dyes, varnishes, satin and glossy coatings, coloured gel polishes, gel dyes, and gel finishes are allowed. Tip numbers shall correspond to sizes from 1 to 10 and correspond to the nails of the right and left hands. For example, 8, 6, 5, 6, 3 + 3, 6, 5, 6, 8. Tips shall not be glued together.

It is prohibited to use tips of the same size, airbrush. The contestant can submit any number of works.

Evaluation according to the OMC system:

Points	Place
30	1
29	2
28	3
27-25	without awarding a prize

To participate in this category, you need to take 1 photo of the competition work - Top view.



Examples of works are shown from the previous topic. The photo shows examples of techniques and elements of the category

Poster. Instaposter “long nails”

This category is not divided into levels.

The free edge of the nails shall be equal to or longer than the length of the nail bed, the shape is unlimited.

Task: It was necessary to create a stylish trendy shot for advertising a nail business on instagram.

It shall reflect the creative and extraordinary work of the artist.

The work shall not have been previously presented in social networks. There shall be no advertising, logos or signatures.

General requirements for the poster:

Electronic competition works shall be submitted in jpg format with a resolution of at least 320 pixels per inch.

- The use of Photoshop is permitted and may be used to adjust the colour of the model's face, hands and body, but Photoshop (or any other software) may not be used to adjust the shape of the nails.
- Any Participant who submits his/her work in this category guarantees the uniqueness of his/her work with full copyright to it. Otherwise, the Championship Organising Committee has the right to withdraw the work from participation in the competition without refunding the participation fee.

The Participant of the category voluntarily transfers his/her copyright to the work exhibited in this category to the organising committee of the Championship, without the right of commercial use, without the consent of the artist who performed the work.

Evaluation according to the OMC system:

Points	Place
30	1
29	2
28	3
27-25	without awarding a prize

To participate in this category, you need to take 1 photo of the competition work

Top view.



Poster. Instaposter “short nails”

This category is not divided into levels.

On natural nails. Free edge up to 5 mm.

Task: It is necessary to create a stylish trendy shot for advertising a nail business on instagram.

It shall reflect the creative and extraordinary work of the artist.

The work shall not have been previously presented in social networks. There shall be no advertising, logos or signatures.

General requirements for the poster:

- Electronic competition works shall be submitted in jpg format with a resolution of at least 320 pixels per inch.
- The use of Photoshop is permitted and may be used to adjust the colour of the model's face, hands and body, but Photoshop (or any other software) may not be used to adjust the shape of the nails.
- Any Participant who submits his/her work in this category guarantees the uniqueness of his/her work with full copyright to it. Otherwise, the organising committee of the Championship has the right to withdraw the work from participation in the competition without refunding the participation fee.

The Participant of the category voluntarily transfers his/her copyright to the work exhibited in this category to the organising committee of the Championship, without the right of commercial use, without the consent of the master who performed the work.

Evaluation according to the OMC system:

Points	Place
30	1
29	2
28	3
27-25	without awarding a prize

To participate in this category, you need to take 1 photo of the competition work

1. Top view.



Fantasy Modelling on a Mannequin Hand (OMC)

The topic is free

Levels: This category is not divided into levels.

The task: It is necessary to create fantasy modelling and design on one mannequin hand using innovative techniques. The shape and length of the nails can be any, fantasy.

It is allowed to use coloured acrylics and gels, decoration (glitter, broths, rhinestones, etc., but not more than 30%), gel dyes, finishing coatings that add shine.

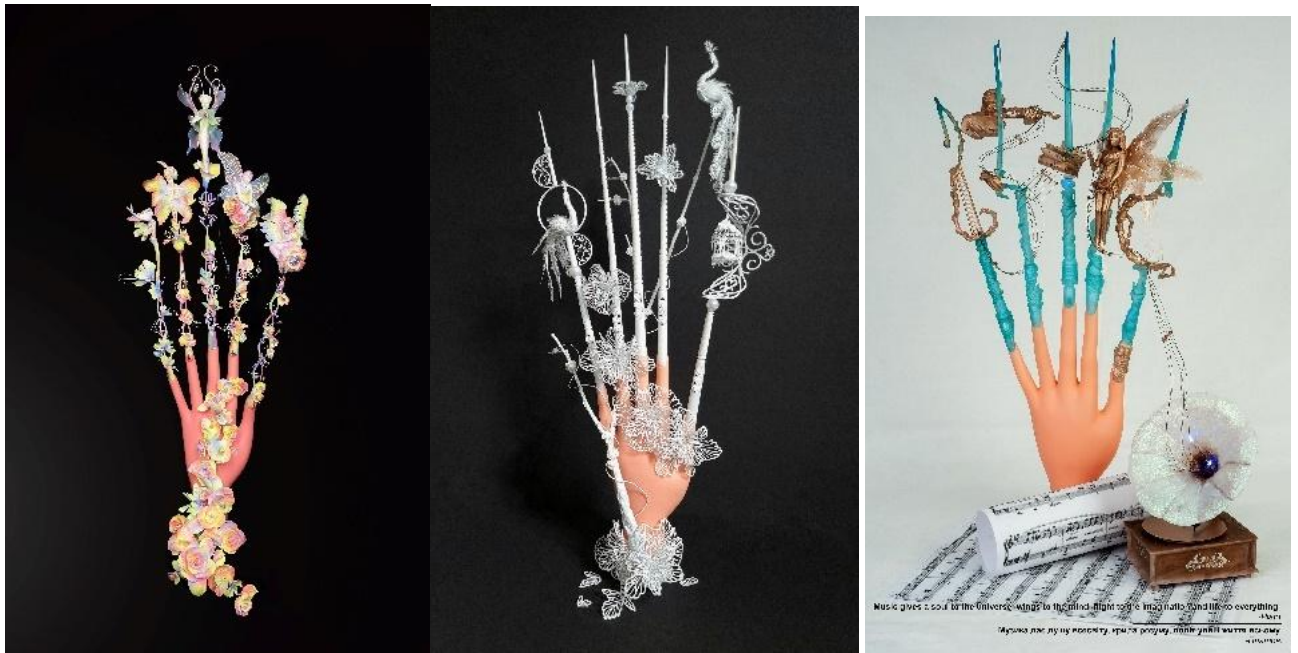
It is prohibited to use: **mouldings**

Evaluation according to the OMC system:

Points	Place
30	1
29	2
28	3
27-25	without awarding a prize

To participate in this category, you need to take 1 photo of the competition work

1. Front view.



Object decoration. Theme: Vintage

This category is divided into the levels: *Pro (Professional) + Masters* and *Juniors + Students*.

Task: It is necessary to decorate an object using only professional materials and various techniques of painting and sculpting with gel or acrylic.

It is allowed to use modelling gels, coloured gels, gel dyes, acrylic and watercolour paints, acrylics, coloured acrylics, rhinestones (no more than 20% of the design), and additional materials.

It is prohibited to use materials in the decoration that are not related to nail design.

Evaluation according to the OMC system:

Points	Place
30	1
29	2
28	3
27-25	without awarding a prize

To participate in this category, you need to take 3 photos of the competition work

1. Front view.
2. Rear view.
3. Side view (with a ruler to show the height of the work)

Examples of works are shown from the previous topic. The photo shows examples of techniques and elements of the category



AWARDING OF PARTICIPANTS

The winners of the categories are awarded with a prize, diploma and medals. Categories divided into levels have 3 winners (or 5 winners, if we have more than 15 competitors in the nomination)

FOR THE SPU CHAMPIONSHIPS:

The GRAND PRIX is awarded for the Masters and Pro (Professional) categories and the Golden Start Cup is awarded for the Students and Juniors categories.

The contestant shall participate **in at least 5 categories**. One of them shall be **a manicure** (any one of your choice); one – **modelling** (any one of your choice); one – **a category according to the international rules of the OMC** (manicure with design or artistic painting in a box, or fantasy modelling on a mannequin hand. One of 3 at the participant's choice). Other categories are optional.

Participants can complete these **3 mandatory categories** both online and offline.

Important! **At least 2 categories** (among all those in which the participant takes part) shall be performed **on the field!**

The title of THE BEST TEAM is awarded to the team that has scored the most points for the prize-winning places. 1st place - 3 points, 2nd place - 2 points, 3rd place - 1 point (for **ONLINE categories**) and 1st place – 4.5 points, 2nd place – 3 points, 3rd place – 1.5 points (for **OFFLINE category**).

The title of THE BEST TRAINER is awarded to the trainer whose team members have scored the most points for the prize-winning places. 1st place - 3 points, 2nd place - 2 points, 3rd place - 1 point (for **ONLINE categories**) and 1st place – 4.5 points. 2nd place – 3 points, 3rd place - 1.5 points (for **OFFLINE category**).

If senior colleagues or statisticians take part in the online Championship as part of teams, their points for prize-winning places ARE NOT ADDED to the overall team standings (THE BEST TEAM and THE BEST TRAINER).

The decision was made by the panel of judges by a majority vote.

For cooperation and sponsorship, please contact us by phone:

097-894-40-09

If desired, the Participant can take an online consultation with certified SPU judges on the organisational issues of the Online Championship. You can get acquainted with the leaders of the SPU on the SPU website: <https://www.spu-ua.com/ua/pages/207>



UNION OF BEAUTY INDUSTRY PROFESSIONALS
IN UKRAINE (SPU)